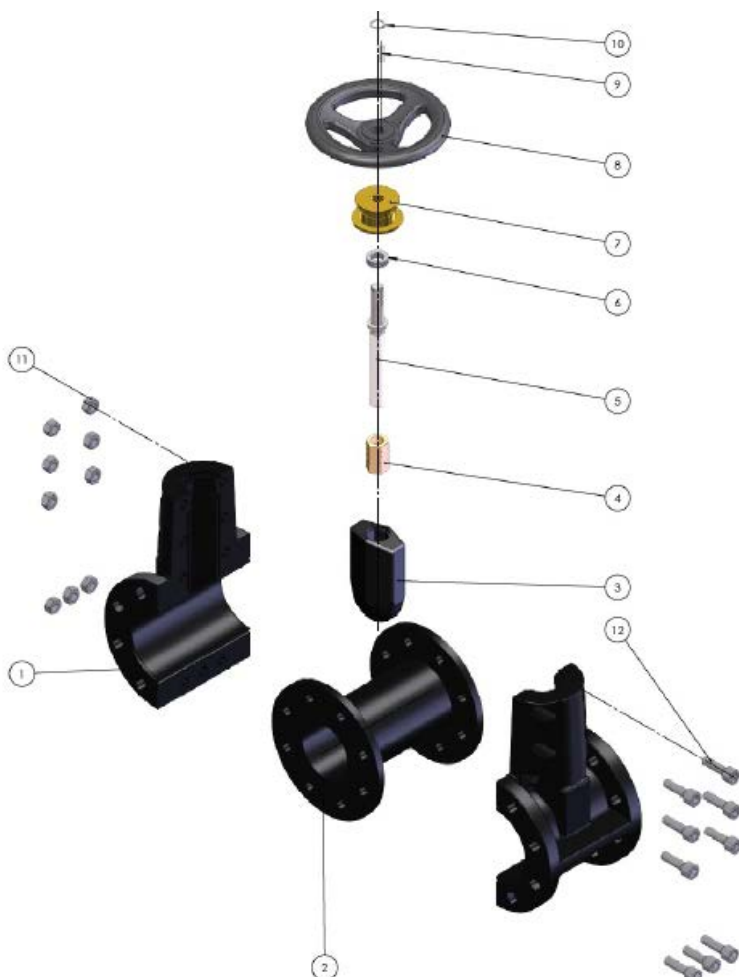




PVEG General Line Pinch Valves

EXPLODED VIEW OF PVEG VALVE WITH MANUAL ACTUATOR

Part	Description	Part	Description
1	Body	7	Support bushing
2	Sleeve	8	Hand wheel
3	Pusher	9	Key bar
4	Nut bushing	10	Retaining ring
5	Stem	11	Hex nut
6	Ball bearing	12	Hex socket screw



TECHNICAL DATA

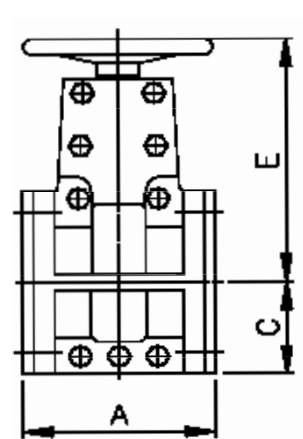
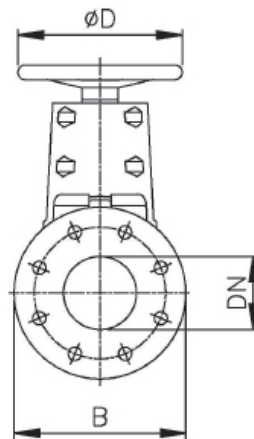
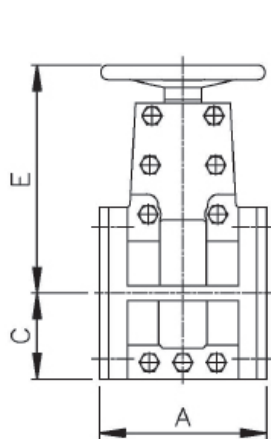
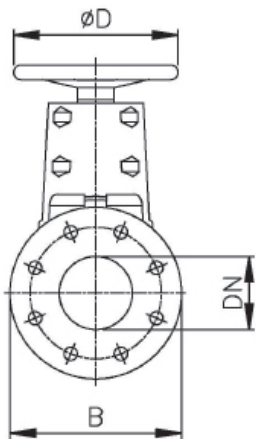
- Corrosion resistant, lightweight plastic body (polyamide)
- Bubble-tight shut-off
- Actuators: manual & pneumatic
- Temperature range: 0°C - +70°C
- Sizes up to 10 bar



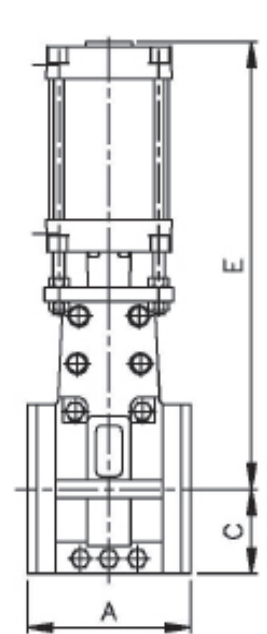
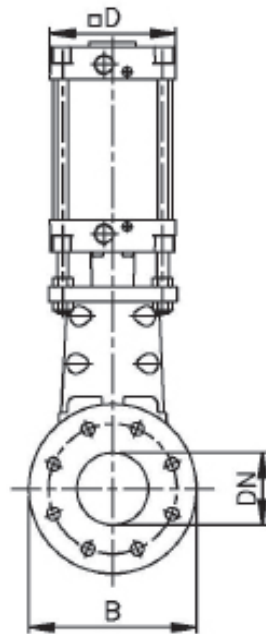
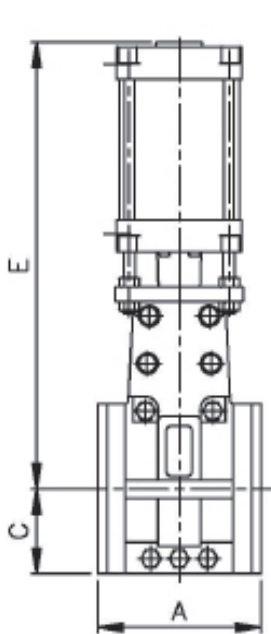
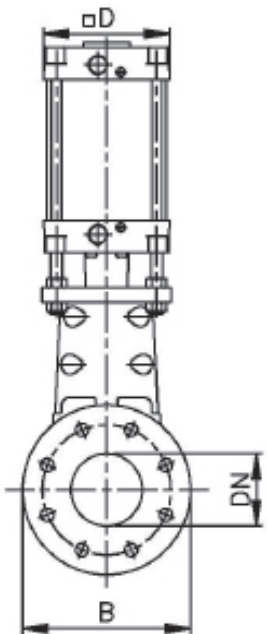


MAIN DIMENSIONS OF PVEG VALVES

MANUAL



AUTOMATIC



Valve size (PVEG) M&A	A	B	C	D		E		Weight (kg)		Max Pressure (Bar)	
				M	A	M	A	M	A	M	A
50	178	165	82,5	175	116	230	435	6	11	10	6
80	203	209	104,5	200	136	290	545	8	18	10	6
100	229	235	117,5	225	176	320	630	11	25	10	6
150	406	280	140	400	270	450	840	29	74	10	6

Bigger sizes and higher pressures on request.



Flowrox Oy
P.O. Box 338, FI-53101 Lappeenranta
Finland
Tel. +358 201 113 311

www.flowrox.com
info@flowrox.com

